



# Report on Student Outcomes and School Climate OurSCHOOL Elementary School Survey (8636)

## OurSCHOOL Lakedell School Highlights

Your version of the **OurSCHOOL** student survey measures 15 indicators based on the most recent research on school and classroom effectiveness. This report provides highlights based on data from 45 students in this school that participated in the survey between 28 Oct. 2021 and 28 Oct. 2021. The number of students by grade level is:

- grade 4: 25
- grade 5: 9
- grade 6: 11

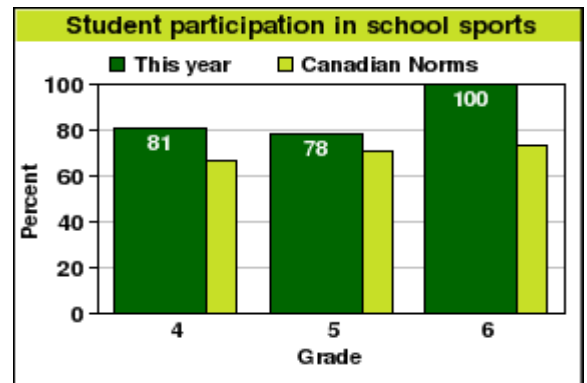
The bar charts show the results by grade for grades with at least 5 students. These are compared with Canadian norms, which are based on last year's results for all students using the OurSCHOOL survey at the grade levels found in this school. For details on the survey see [www.thelearningbar.com](http://www.thelearningbar.com).

### Social-Emotional Outcomes

#### Student participation in school sports

Students who play sports with an instructor at school, other than in a gym class.

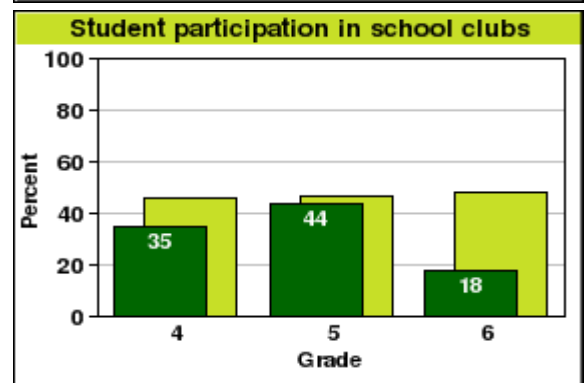
- 85% of students in this school had a high rate of participation in sports; the Canadian norm for these grades is 70%.
- 79% of the girls and 88% of the boys in this school had a high rate of participation in sports. The Canadian norm for girls is 66% and for boys is 75%.



#### Student participation in school clubs

Students who take part in art, drama, or music groups; school clubs; or a school committee.

- 33% of students in this school had a high rate of participation in clubs; the Canadian norm for these grades is 47%.
- 47% of the girls and 21% of the boys in this school had a high rate of participation in clubs. The Canadian norm for girls is 54% and for boys is 41%.



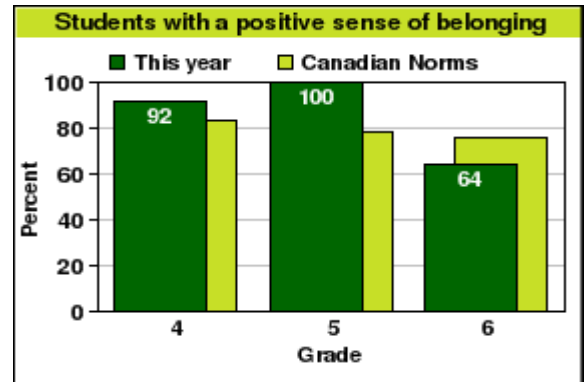


## Social-Emotional Outcomes

### Students with a positive sense of belonging

Students who feel accepted and valued by their peers and by others at their school.

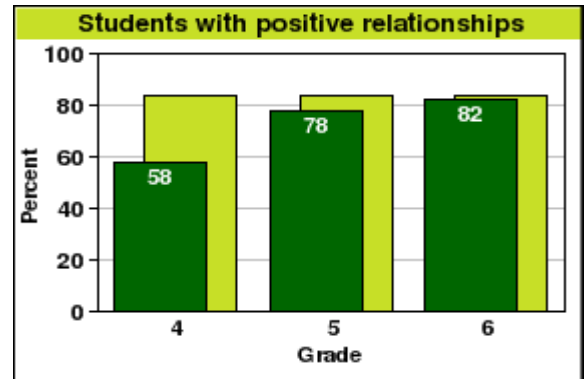
- 87% of students in this school had a high sense of belonging; the Canadian norm for these grades is 79%.
- 89% of the girls and 88% of the boys in this school had a high sense of belonging. The Canadian norm for girls is 78% and for boys is 80%.



### Students with positive relationships

Students who have friends at school they can trust and who encourage them to make positive choices.

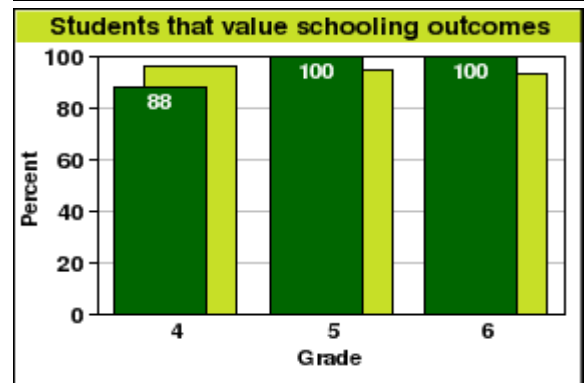
- In this school, 67% of students had positive relationships; the Canadian norm for these grades is 84%.
- 68% of the girls and 71% of the boys in this school had positive relationships. The Canadian norm for girls is 87% and for boys is 81%.



### Students that value schooling outcomes

Students who believe that education will benefit them personally and economically, and will have a strong bearing on their future.

- 93% of students in this school valued school outcomes; the Canadian norm for these grades is 95%.
- 89% of the girls and 96% of the boys in this school valued school outcomes. The Canadian norm for girls is 96% and for boys is 93%.



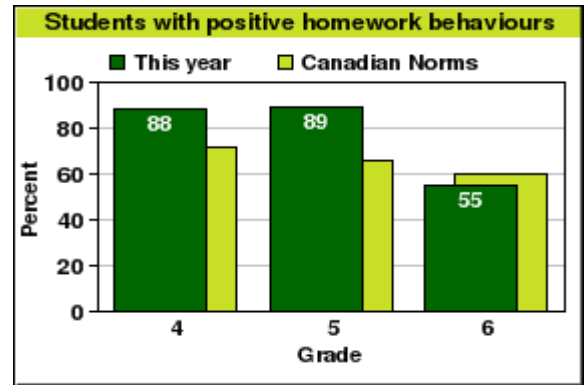


## Social-Emotional Outcomes

### Students with positive homework behaviours

Students who do homework for their classes with a positive attitude and in a timely manner.

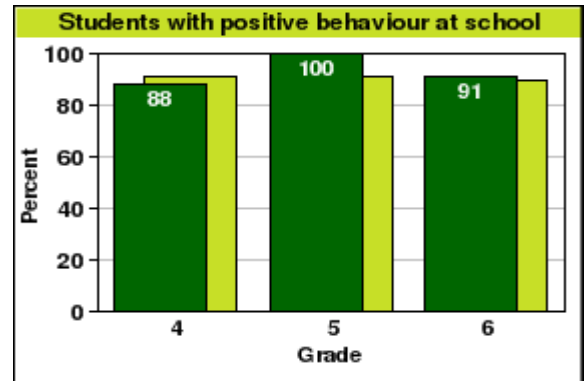
- In this school, 80% of students had positive homework behaviours; the Canadian norm for these grades is 66%.
- 95% of the girls and 71% of the boys in this school had positive homework behaviours. The Canadian norm for girls is 73% and for boys is 60%.



### Students with positive behaviour at school

Students that do not get in trouble at school for disruptive or inappropriate behaviour.

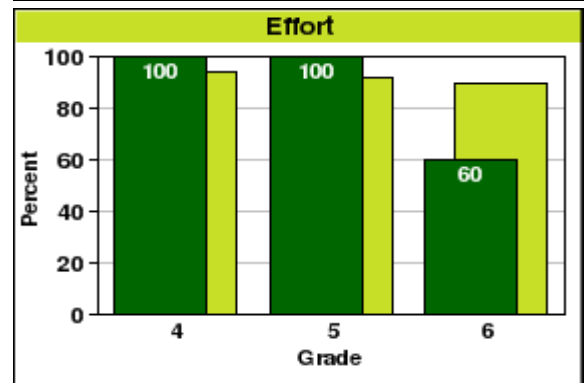
- In this school, 91% of students had positive behaviour; the Canadian norm for these grades is 91%.
- 100% of the girls and 83% of the boys in this school with positive student behaviour at school. The Canadian norm for girls is 95% and for boys is 86%.



### Effort

Students who try hard to succeed in their learning.

- 91% of students in this school tried hard to succeed; the Canadian norm for these grades is 92%.
- 95% of the girls and 92% of the boys in this school tried hard to succeed. The Canadian norm for girls is 94% and for boys is 91%.



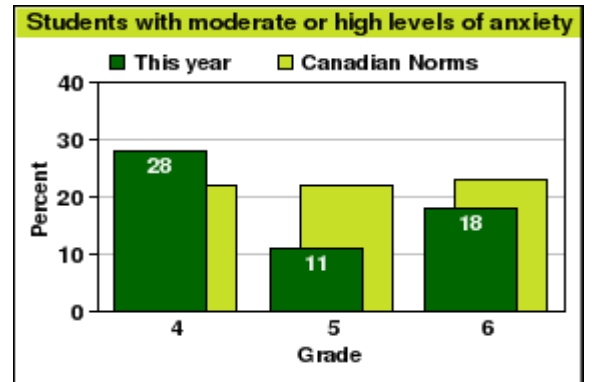


## Social-Emotional Outcomes

### Students with moderate or high levels of anxiety

Students who have intense feelings of fear, intense anxiety, or worry about particular events or social situations.

- 22% of students in this school had moderate to high levels of anxiety; the Canadian norm for these grades is 22%.
- 33% of the girls and 12% of the boys in this school had moderate to high levels of anxiety. The Canadian norm for girls is 26% and for boys is 18%.





# Report on Student Outcomes and School Climate

## OurSCHOOL Elementary School Survey (8636)

### Lakedell School Highlights

## DRIVERS of Student Outcomes

### Effective Learning Time

Important concepts are taught well, class time is used efficiently, and homework and evaluations support course objectives.

- In this school, students rated effective classroom learning time 8.3 out of 10; the Canadian norm for these grades is 8.1.

### Rigor

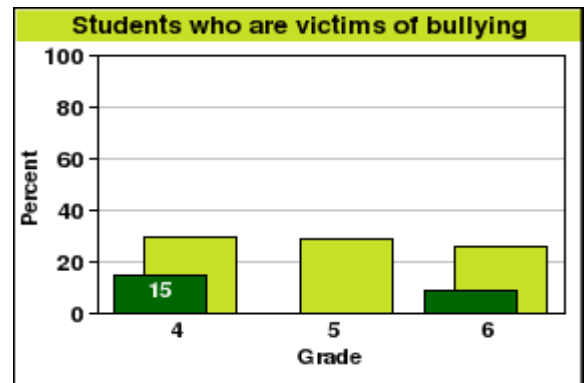
Students who find the classroom instruction is well-organized, with a clear purpose, and with immediate and appropriate feedback that helps them learn.

- In this school, students rated rigor 8.9 out of 10; the Canadian norm for these grades is 8.3.

### Students who are victims of bullying

Students who are subjected to physical, social, or verbal bullying, or are bullied over the internet.

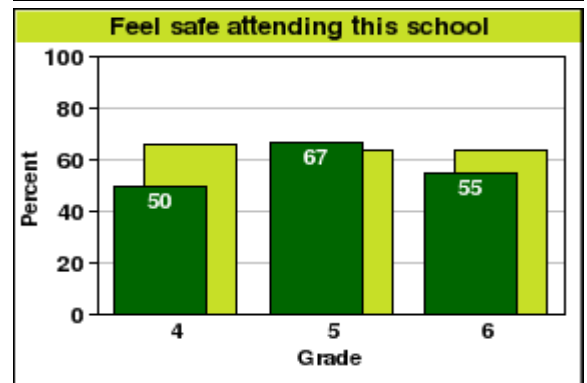
- 11% of students in this school were victims of moderate to severe bullying in the previous month; the Canadian norm for these grades is 28%.
- 11% of the girls and 8% of the boys in this school were victims of moderate to severe bullying in the previous month. The Canadian norm for girls is 26% and for boys is 31%.



### Feel safe attending this school

Students who feel safe at school as well as going to and from school.

- 54% of students felt safe attending the school; the Canadian norm for these grades is 65%.
- 58% of the girls and 50% of the boys felt safe attending the school. The Canadian norm for girls is 66% and for boys is 64%.





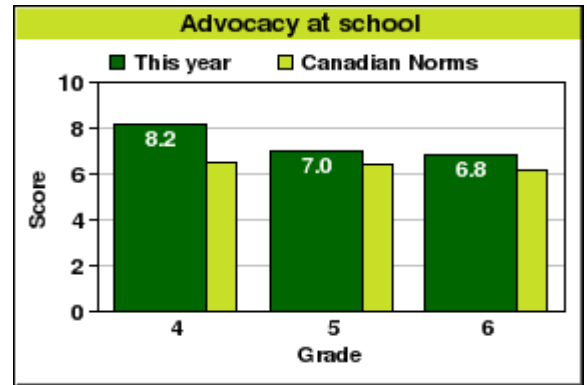
# Report on Student Outcomes and School Climate OurSCHOOL Elementary School Survey (8636) Lakedell School Highlights

## DRIVERS of Student Outcomes

### Advocacy at school

Students who feel they have someone at school who consistently provides encouragement and can be turned to for advice.

- In this school, students rated advocacy at school 7.6 out of 10; the Canadian norm for these grades is 6.4.
- In this school, advocacy at school was rated 7.8 out of 10 by girls and 7.4 out of 10 by boys. The Canadian norm for girls is 6.4 and for boys is 6.3.





## Demographic Factor Drill-Downs

### Indigenous Status

Students who identified as Indigenous, that is, First Nations, Métis, or Inuk.

- 26% of students in this school identified as Indigenous.
- 29% of the girls and 19% of the boys in this school identified as Indigenous.

